



## PythaBots – Reddit Engagement Bot – Manual

Welcome to this manual!

### 1. How To Import Accounts?

Importing your accounts has never been easier!

At PythaBots, we offer you the possibility of importing your accounts with cookies. Proxies can also be used. We recommend you to use 1 Proxy Per Account.

In order to import your accounts, you need to follow this format: username,password.

However, as said aboon, using proxies is always safer! That is why we offer you the possibility of importing your proxies. In order to do so, please follow the following format: username,password,proxyhost:proxyport,proxyusername,proxypassword.

Importing your accounts directly with their cookies is also possible. To do so, you will need to follow this format: (proxyhost:proxyport,proxyusername,proxypassword), cookies. As you can see, when you want to import your accounts with cookies, you do not need to type your username and password.

**\*) if you want to use proxies.**

Import your accounts with the following format:  
username,password,proxyhost:proxyport,proxyusername,proxypassword,  
cookies.Empty fields will be ignored.  
If you want to use cookies, username and password will be ignored, so  
you can use -,,,,cookie1234

Your accounts will be reloaded, be sure to export your current account  
list before importing a new one.

Select	Username	Password
<input type="checkbox"/>	[REDACTED]	[REDACTED]

test1324545,djODFiojffiudiufii

Close Continue

Cookies	Health check
-	Not started

Upvote Comment

Pythabots 2024


As you can see, there are different ways to import your accounts... :

**username,password**  
**username,password,proxyip:proxyport**  
**username,password,proxyip:proxyport,proxyuser,proxypass**  
**username\_ignored,password\_ignored,proxyip:proxyport,proxyuser,proxypass,cookies**  
**username\_ignored,password\_ignored,,,,cookies**

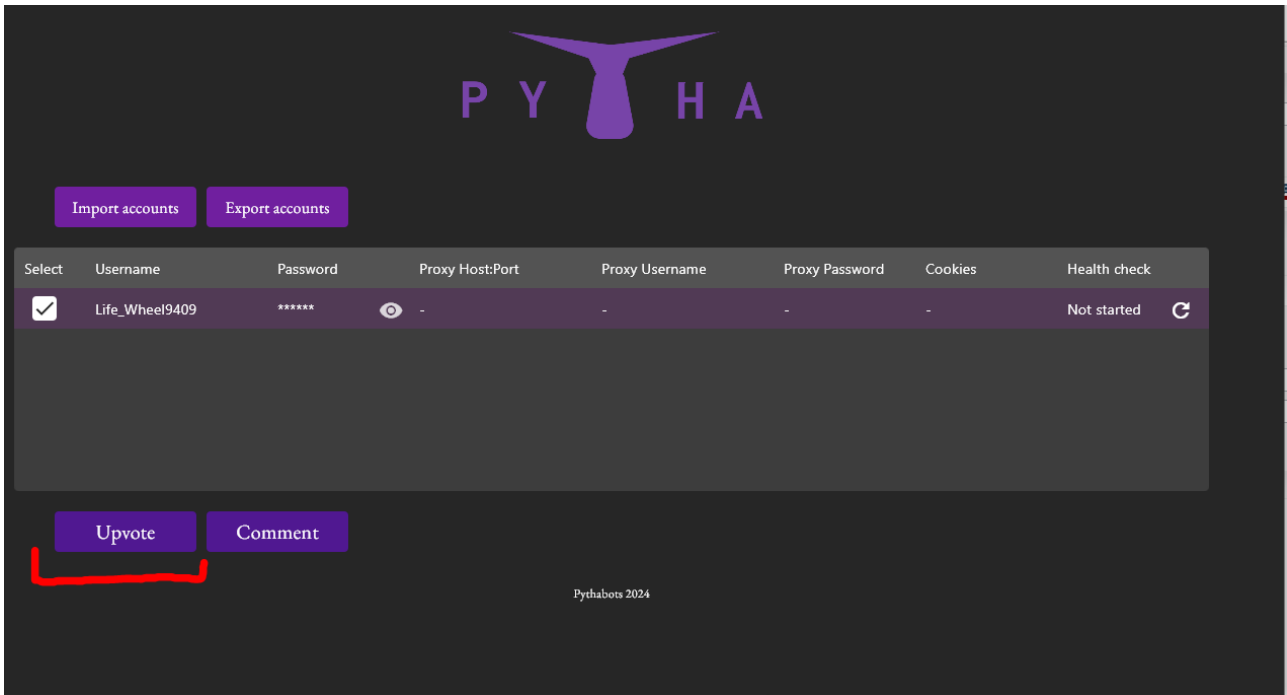
## 2. How To Upvote?

Whether you want to upvote a post or a comment, the process is the same!

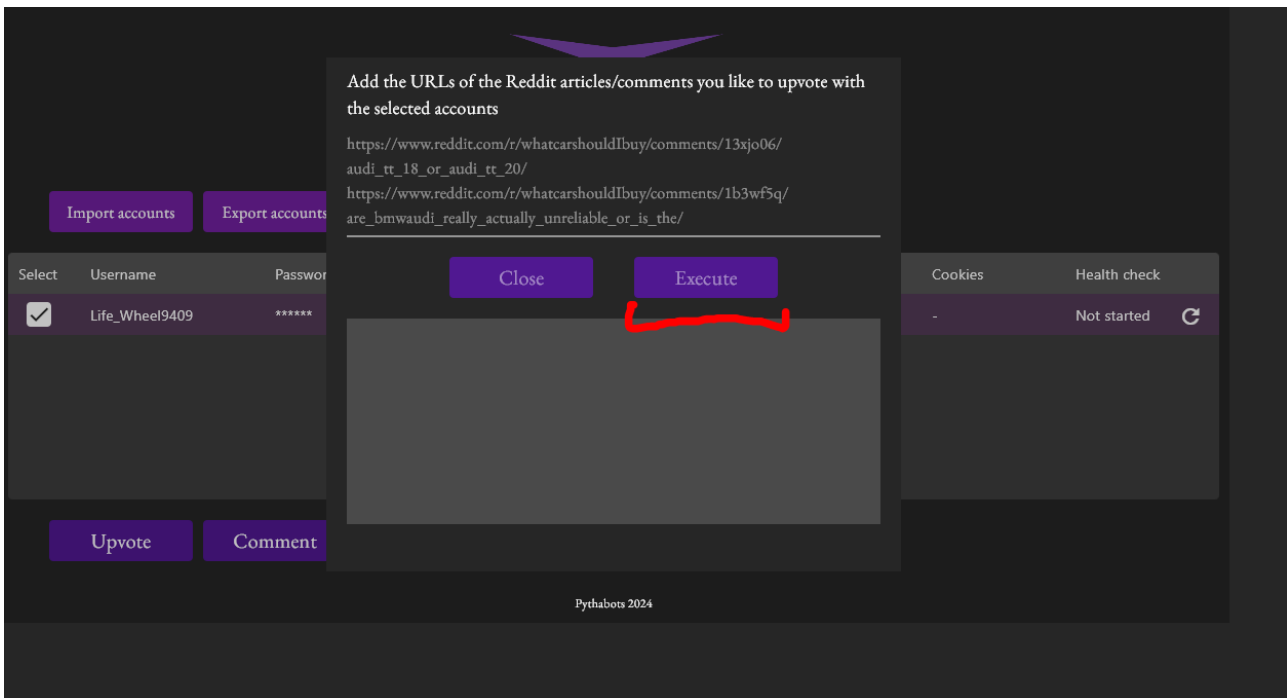
1. Select the accounts you want to use. In our case, we will only use one account.



2. Click on "Upvote"



3. Enter the links of the posts/comments you want to upvote and click "EXECUTE"




Done!

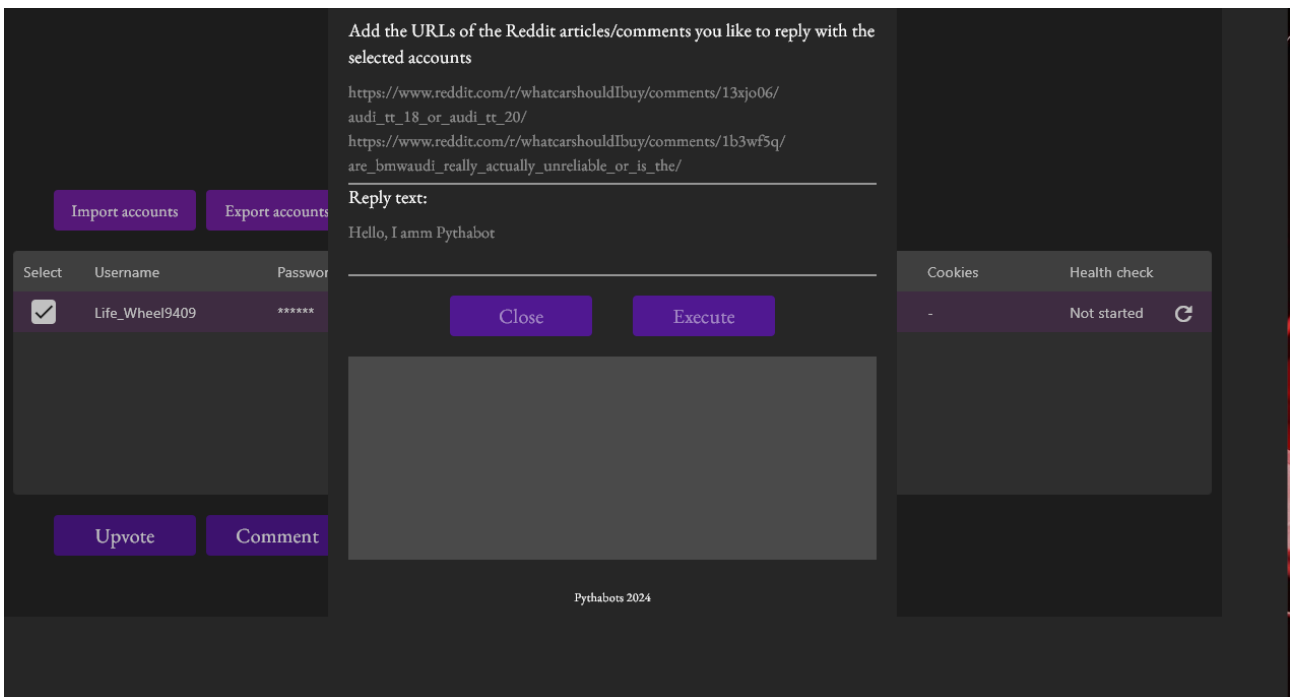
### **3. How To Comment Posts and Reply to Comments?**

Whether you want to upvote a post or a comment, the process is also basically the same!

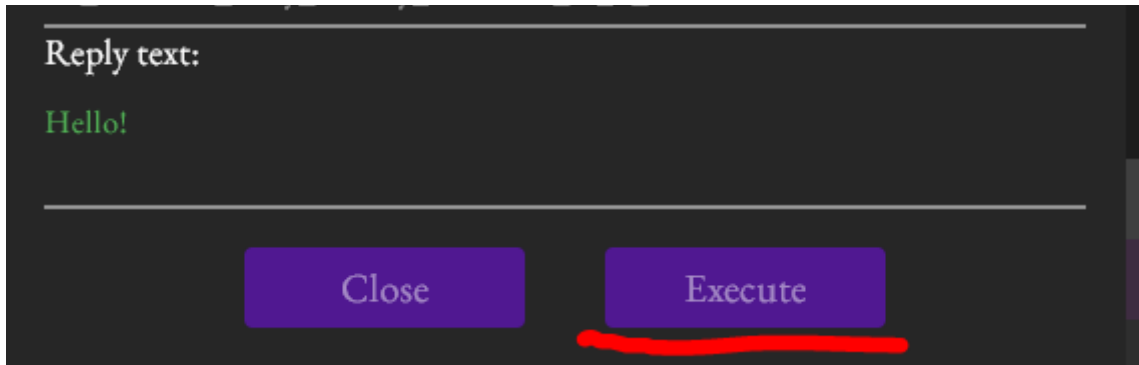
# 1. Click on "Comment"



# 2. Paste the URLs of the posts/comments you'd like to comment/reply.

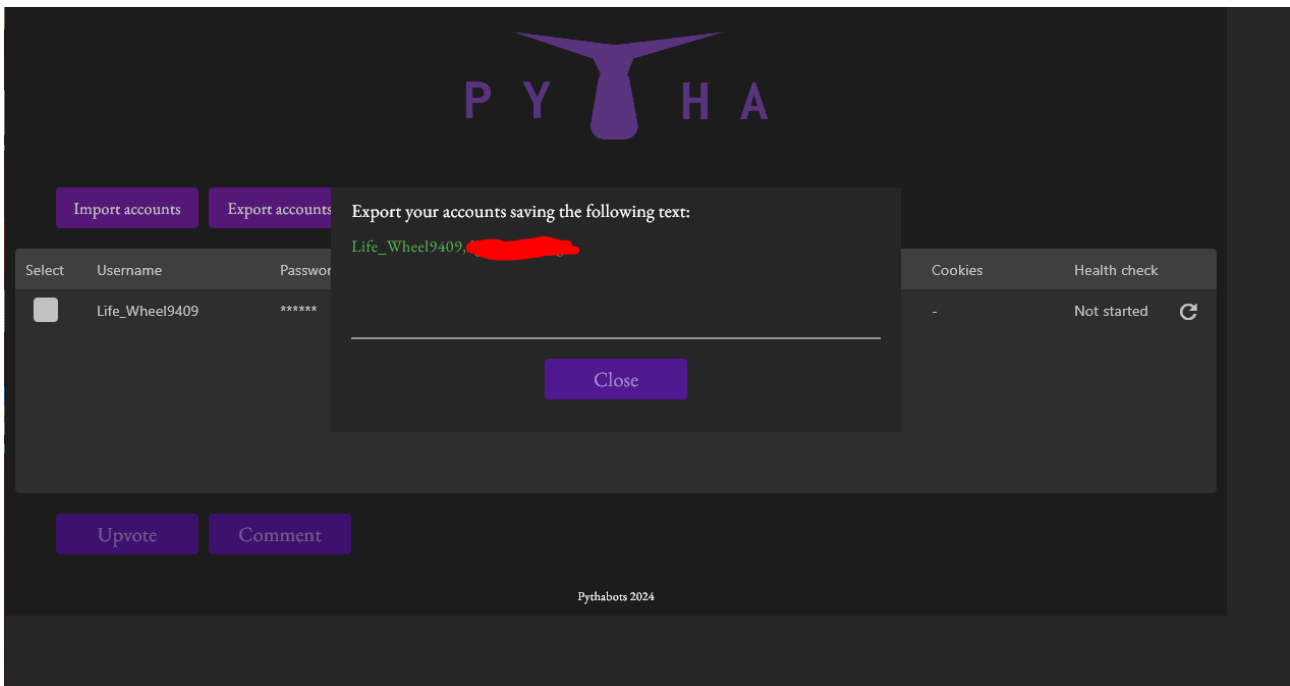


# 3. Type in the "reply text" field what you would like to comment/reply, and click on "EXECUTE"!



## 4. Export Your Accounts

Exporting your accounts is also possible. That feature allows you to copy your accounts' creds so as to paste them in a .txt file, for example!



Thank You for Reading This Manual :)

Should you have any questions, feel free to contact us.  
You can contact us at:

[contact@pythabots.com](mailto:contact@pythabots.com)  
<https://t.me/pythabots>